

# السلام العالمية للاستثمار المحدودة



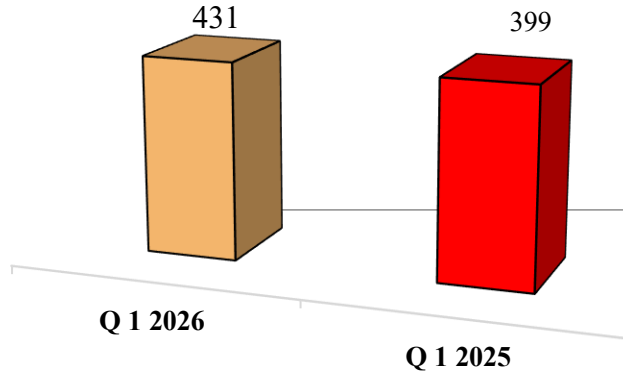
---

المؤتمر الهاتفي لعلاقات المستثمرين  
29 ابريل 2026



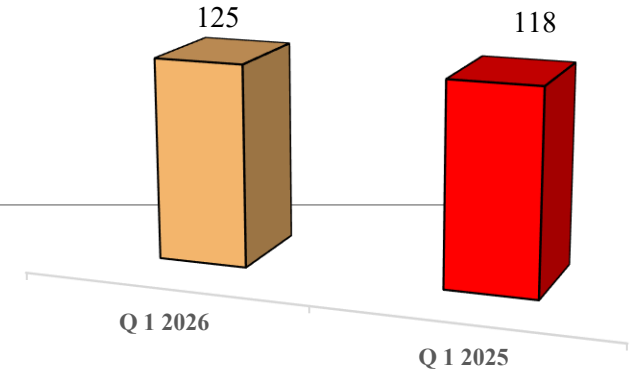
**Revenue**  
**431 Million**

**8%** ↑



**Gross Profit**  
**125 Million**

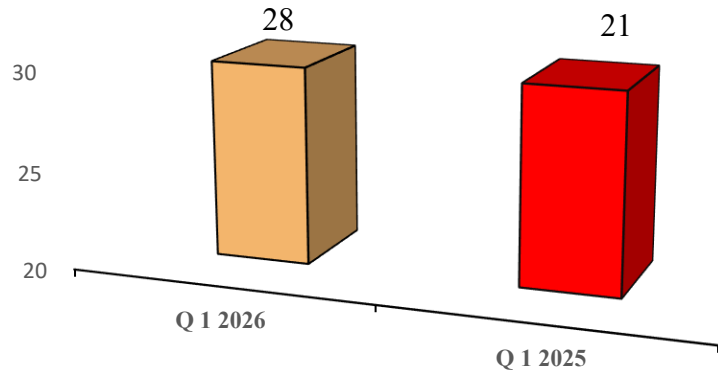
**6%** ↑



## الربع الأول - 2026 أبرز الإنجازات (ريال قطري)

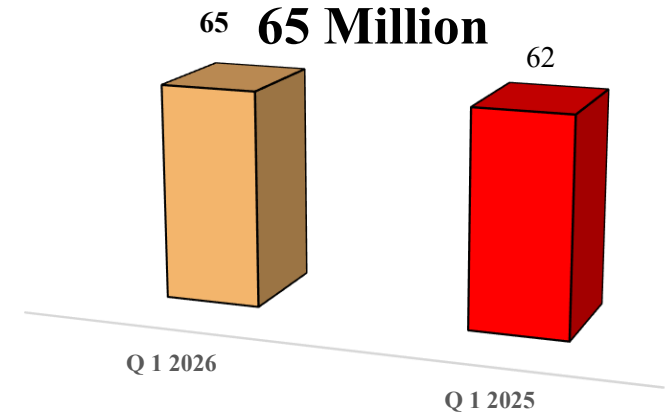
**Net Profit**  
**28 Million**

**33%** ↑

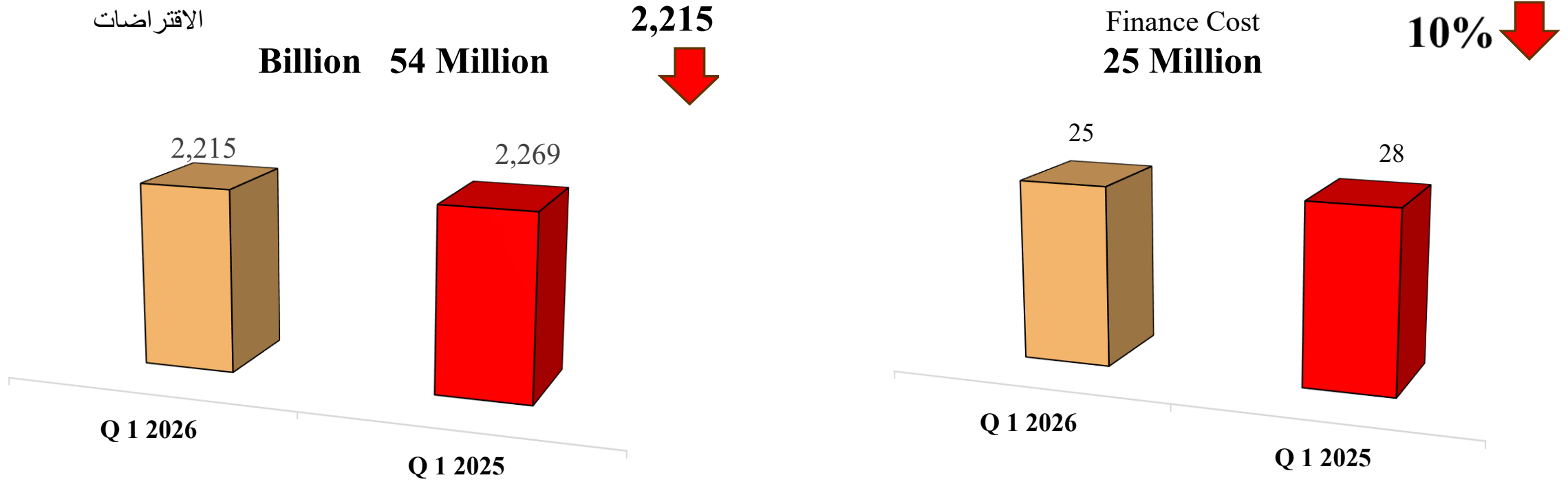


**EBITDA**  
**65 Million**

**5%** ↑



# الاقتراض وتكاليف التمويل



# البيان المرحلي الموحد للأرباح و الخسائر كما في 31 مارس 2026

Qr. Millions	31st March		
	2026	2025	Variance
Operating revenue	431	399	32
Operating cost	(306)	(281)	(25)
<b>Gross Profit</b>	<b>125</b>	<b>118</b>	<b>7</b>
Other operating income	10	9	1
General and administrative expenses	(68)	(61)	(7)
Share of result from equity-accounted investees	3	1	2
Allowance for impairment of financial assets/ Inventory	(5)	(5)	-
<b>EBITDA</b>	<b>65</b>	<b>62</b>	<b>3</b>
Finance costs	(25)	(28)	3
Depreciation and amortisation net	(12)	(13)	1
Income tax expenses	(1)	-	(1)
<b>Profit for the Period</b>	<b>27</b>	<b>21</b>	<b>6</b>
Non-controlling interests	1	1	-
<b>Profit for the Owners</b>	<b>26</b>	<b>20</b>	<b>6</b>

# المركز المالي المرحلي كما في 31 مارس 2026

Assets	Mar'2026	Dec'2025
Properties own use & Fixed asset	305	308
Investment properties	2,344	2,344
Investments	326	323
Other Assets	1,386	1,449
Cash and bank balances	276	265
<b>Total Assets</b>	<b>4,637</b>	<b>4,689</b>
<b>Liabilities</b>		
Equity	1,732	1,776
Interest bearing loans and borrowings	2,215	2,269
Other Liabilities	690	644
<b>Total Liabilities</b>	<b>4,637</b>	<b>4,689</b>

شكرا...!!