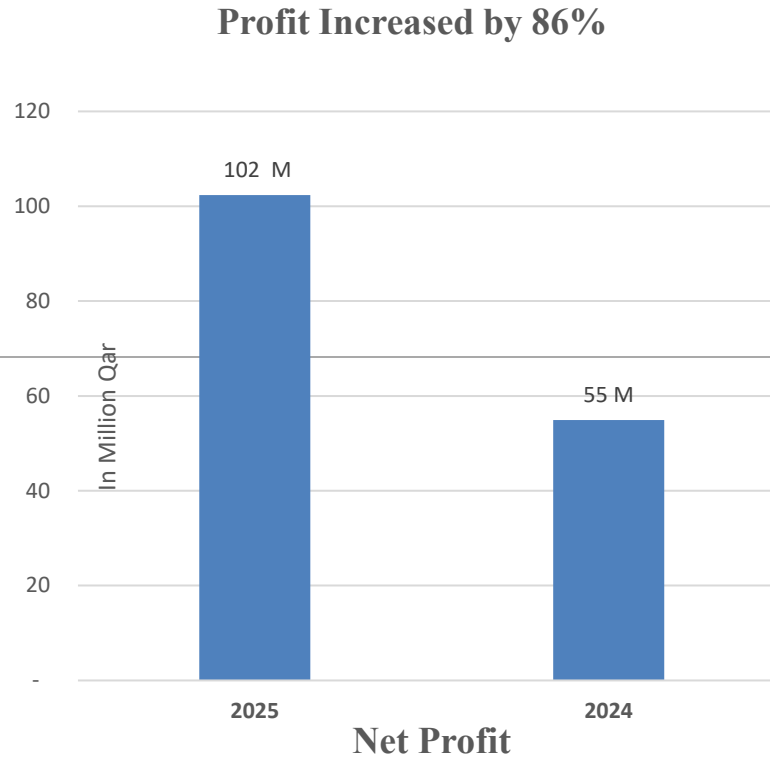
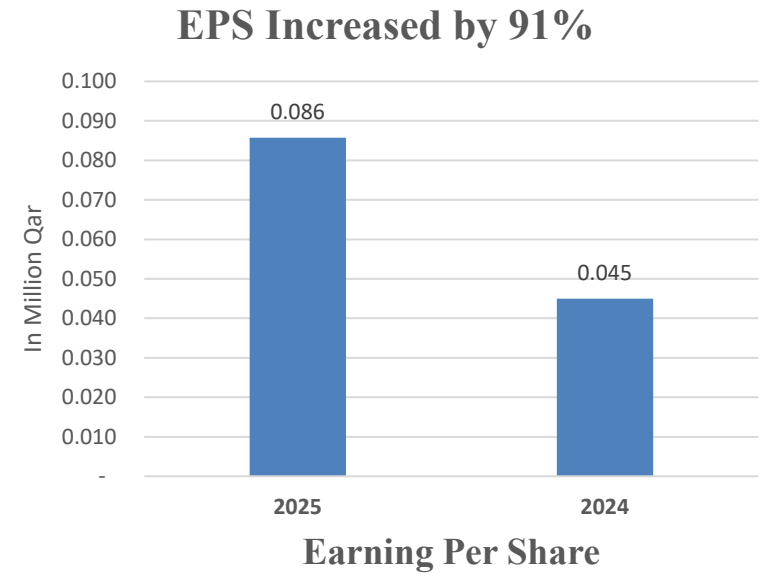
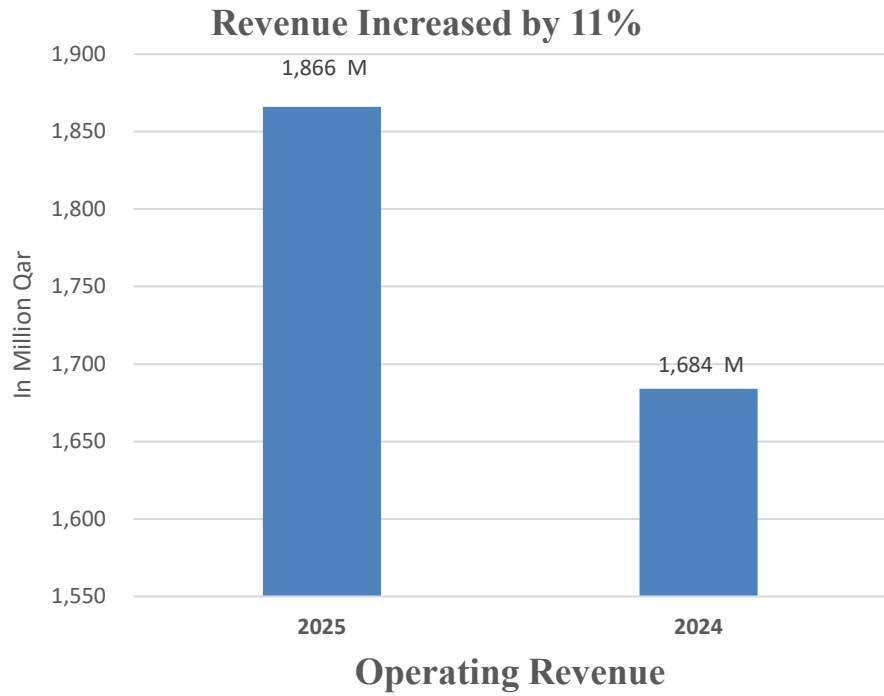


SALAM INTERNATIONAL INVESTMENT LTD



Investor Relations Conference Call
4th March 2026

2025 Highlights



Consolidated statement of Profit or Loss as on 31st December 2025



Qr. Millions	31st December		
	2025	2024	Variance
Operating revenue	1,866	1,684	182
Operating cost	(1,363)	(1,216)	(147)
Gross Profit	503	468	35
Other operating income	55	36	19
General and administrative expenses	(277)	(249)	(28)
Share of result from equity-accounted investees	10	9	1
Provison for slow moving stock	(14)	(4)	(10)
Allowance for impairment of financial assets	(21)	(25)	4
Net fair value gain on investment properties	3	4	(1)
EBITDA	259	239	20
Finance costs	(113)	(133)	20
Depreciation and amortisation net	(40)	(48)	8
Income tax expenses	(4)	(3)	(1)
Profit for the Year	102	55	47
Non-controlling interests	4	4	-
Profit for the Owners	98	51	47

Financial Position as at 31st December 2025

Assets	Dec'2025	Dec'2024
Properties own use & Fixed asset	308	337
Investment properties	2,344	2,267
Investments	323	312
Other Assets	1,449	1,377
Cash and bank balances	265	239
Total Assets	4,689	4,532
Liabilities		
Equity	1,776	1,709
Interest bearing loans and borrowings (Manateq Project)	2,269	2,215
Other Liabilities	644	608
Total Liabilities	4,689	4,532

Thank You..!!!

