



شركة السلام العالمية للاستثمار المحدودة  
الربع الثاني 2022  
المؤتمر الهاتفي لعلاقات المستثمرين

بنك قطر الوطني – الخدمات المالية  
أغسطس 2022 15



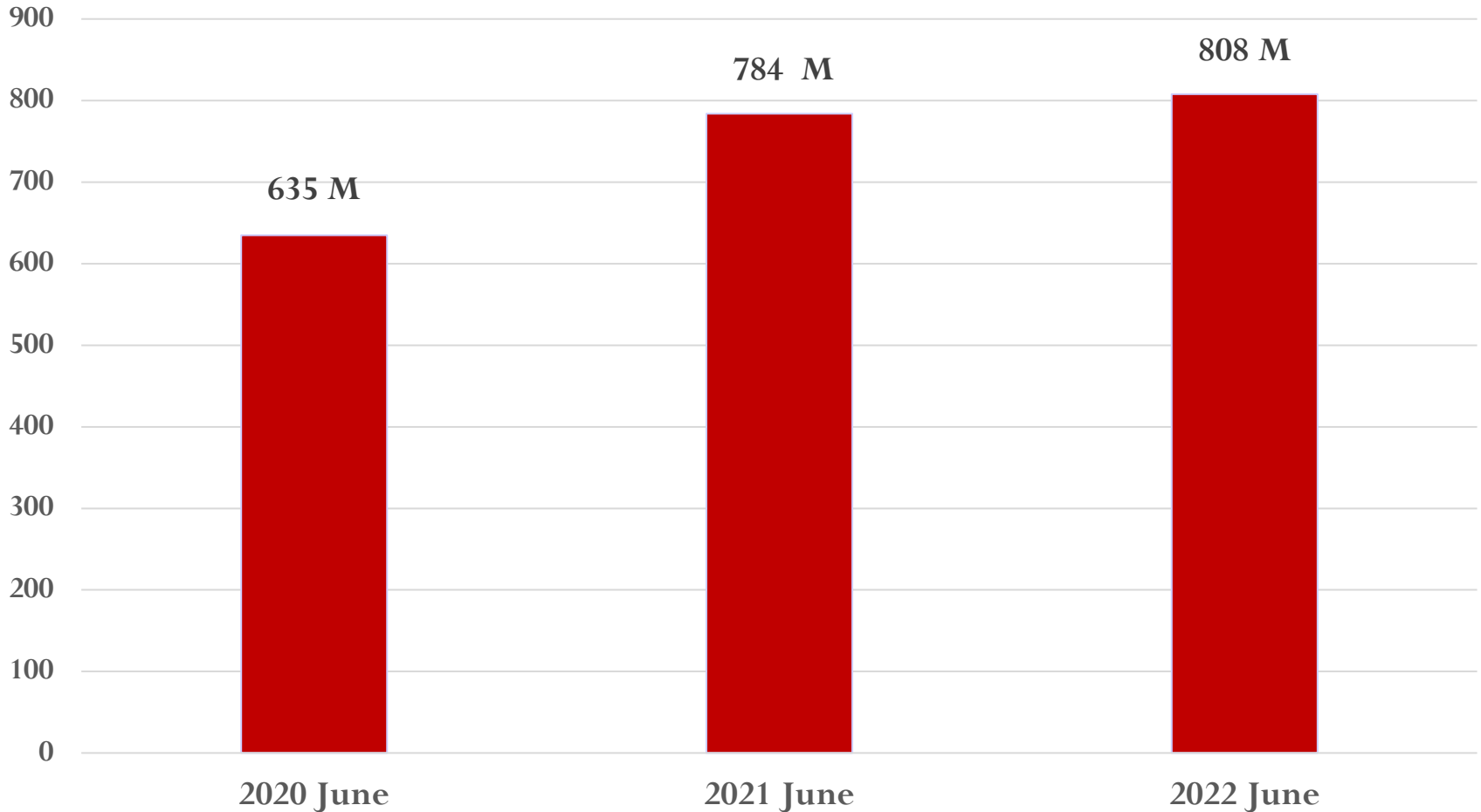
## بيان الدخل المرحلي الموحد كما في 30 يونيو 2022

Qr. Millions (M)	30th June		
	2022	2021	Variance
Operating revenue	808	784	24
Operating cost	(596)	(577)	(19)
<b>Gross Profit</b>	<b>212</b>	<b>207</b>	<b>5</b>
Other operating <u>income</u>	30	23	7
Salaries & Staff Benefits	(91)	(92)	1
General and administrative expenses	(37)	(33)	(4)
Share of result from equity-accounted investees	5	(2)	7
<b>Profit Before One Time Cost , Finance Cost &amp; Depreciation</b>	<b>119</b>	<b>103</b>	<b>16</b>
<b><u>One Time Cost/ Income</u></b>			
Allowance for impairment of financial assets and contract assets	(5)	(8)	3
Provision for Slow moving inventories	(5)	(5)	-
<b>EBITDA</b>	<b>109</b>	<b>90</b>	<b>19</b>
Finance costs	(50)	(52)	2
Depreciation and amortisation	(25)	(30)	5
Net fair value gain on investment properties	-	29	(29)
<b>Profit for the Period</b>	<b>34</b>	<b>37</b>	<b>(3)</b>
Non-controlling interests	3	5	(2)
<b>Profit for the Owners</b>	<b>31</b>	<b>32</b>	<b>(1)</b>

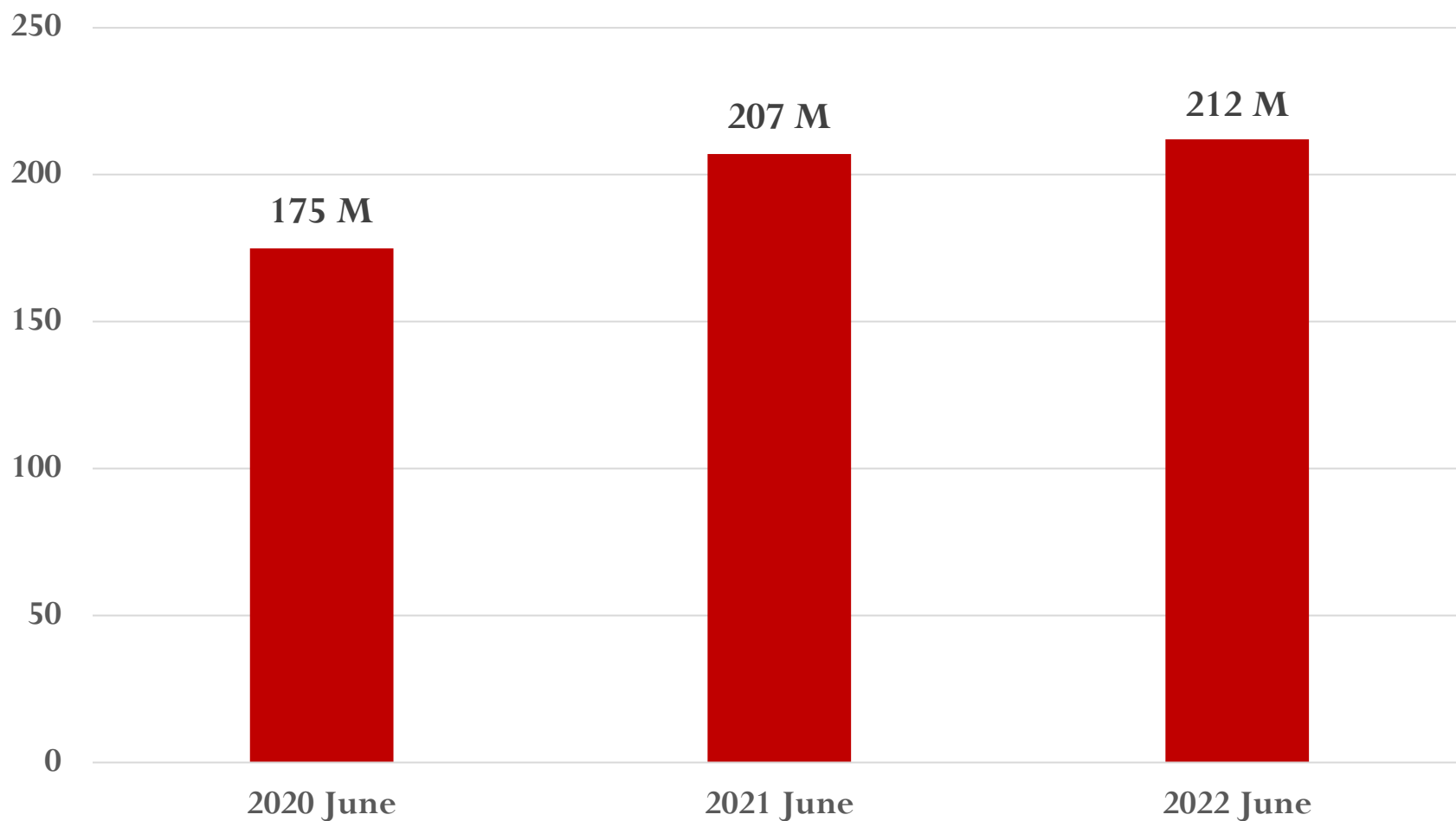
المركز المالي كما في 30 يونيو 2022 (الربع الثاني 2022)

Assets	JUNE'2022	Dec'2021
Cash and bank balances	88	155
Investment properties	2,323	2,266
Properties own use & Fixed asset	291	296
Investments	322	393
Other Assets	1,784	1,833
<b>Total Assets</b>	<b>4,808</b>	<b>4,943</b>
<b>Liabilities</b>		
Equity	1,809	1,774
Interest bearing loans and borrowings	2,275	2,398
Other Liabilities	723	771
<b>Total Liabilities</b>	<b>4,808</b>	<b>4,943</b>

## Operating Revenue in 'Millions' (June – 6 months)

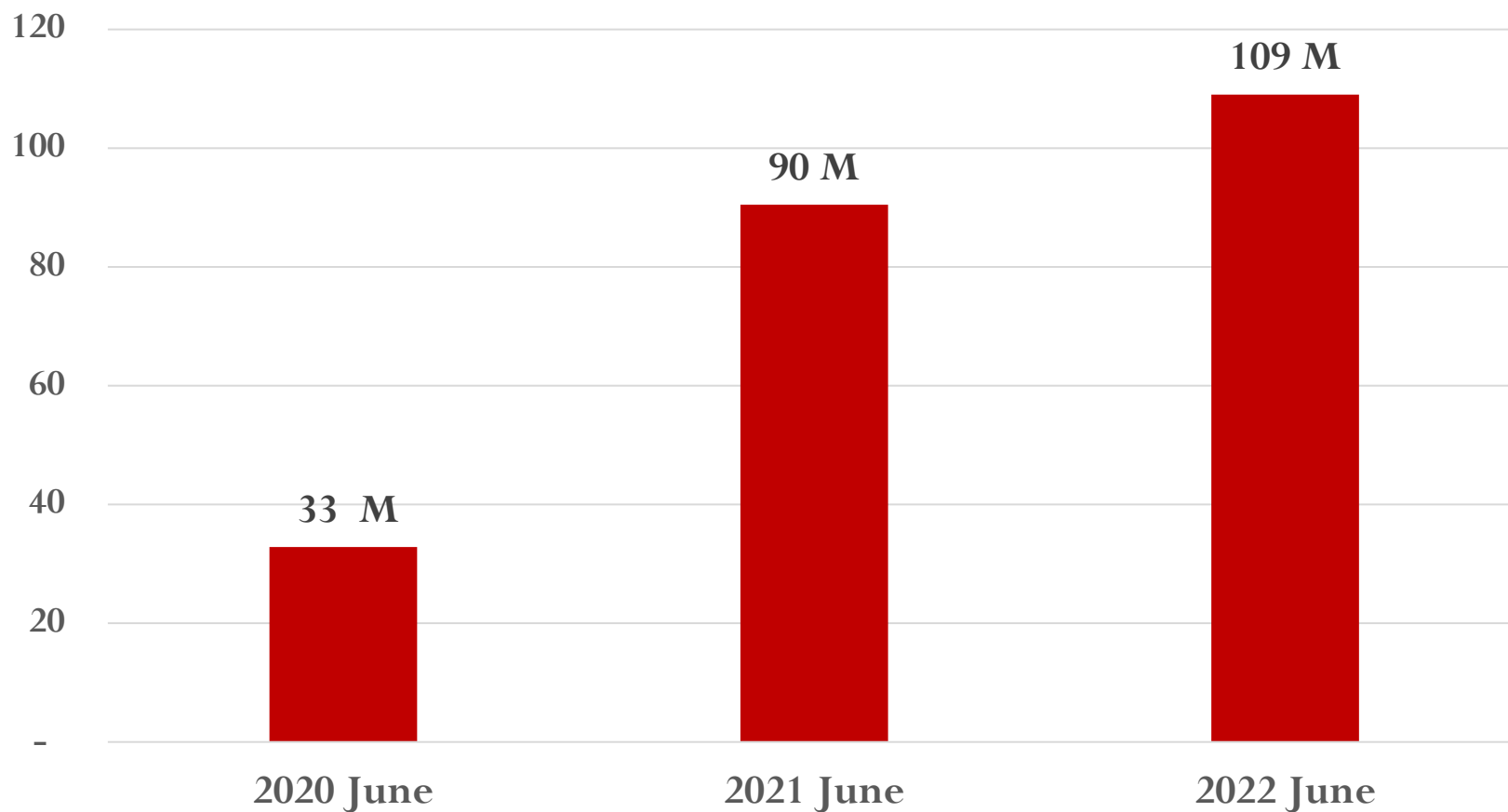


## Gross Profit in 'Millions (June-6 Months)

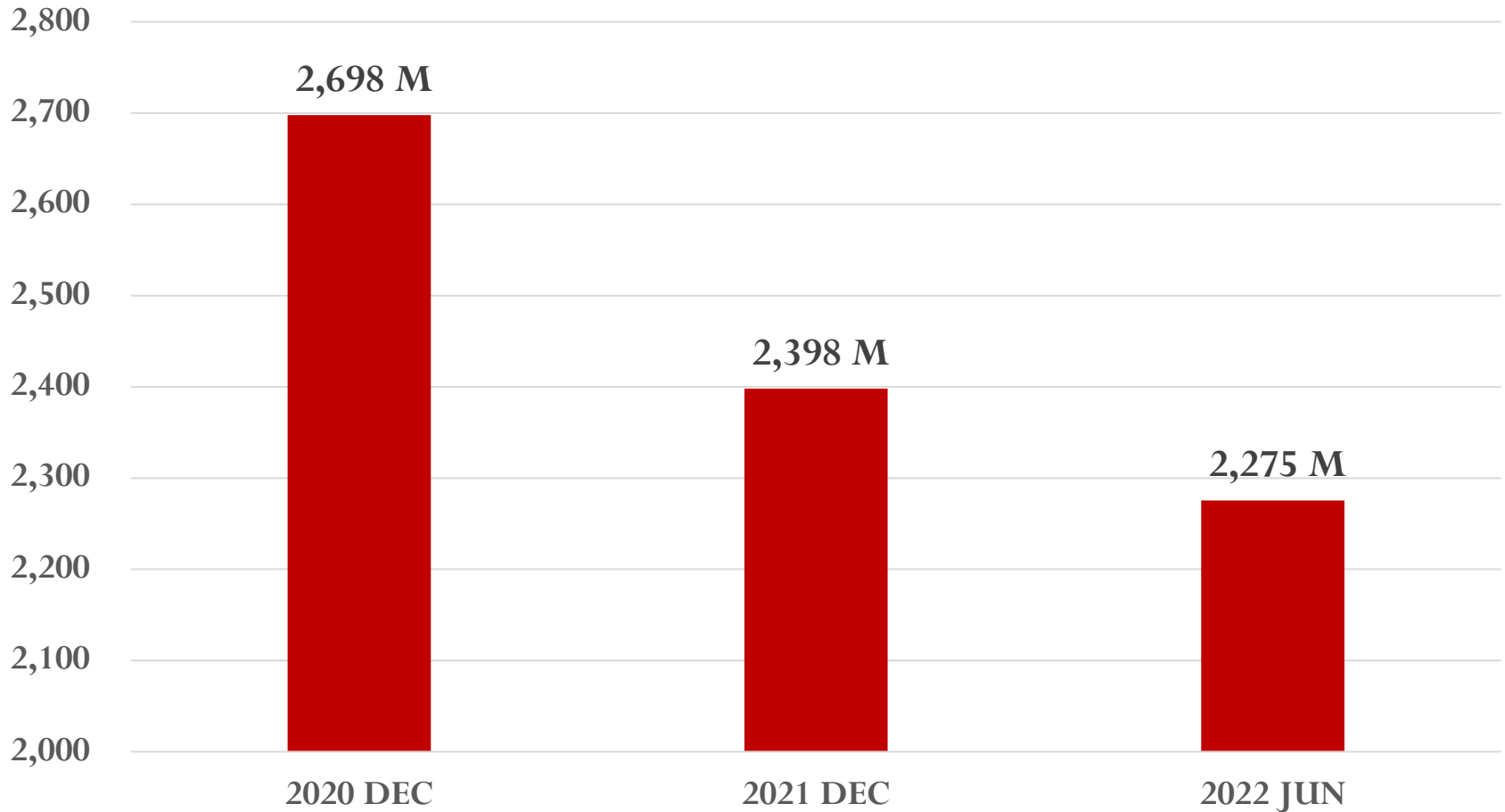


# الأرباح قبل الفوائد والضرائب والاستهلاك والاستقطاعات 2020 - 2022

## EBITDA in 'Millions' (June - 6 Months)

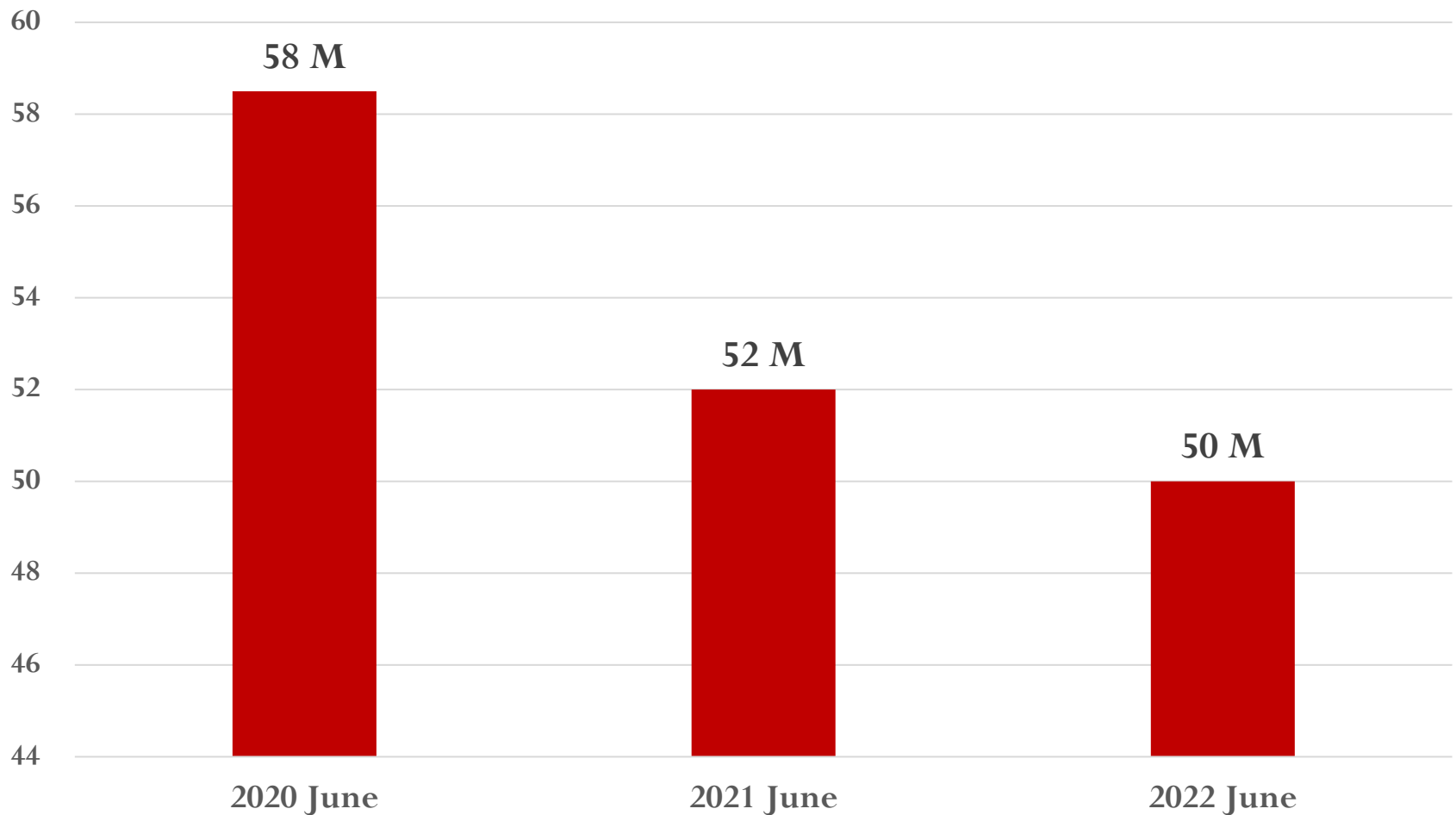


## Borrowings in 'Millions'



# تكلفة التمويل 2022 - 2020

Finance costs in 'Millions'(June - 6 Months)





# أسئلة وأجوبة

شكرًا

